

Activity Tracking System (ATS)

Forgot Password

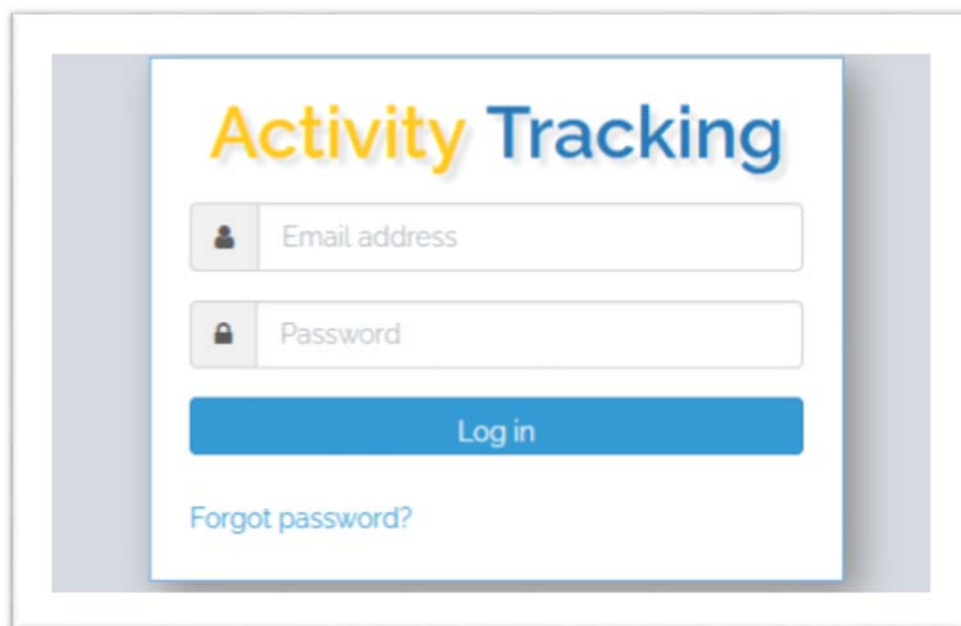
If any user cannot login to his/her account, there is a possibility of forgetting password. If it is the issue, there is an easy solution in Activity Tracking System (ATS) to reset your password. Please note that, ATS cannot recover your password, because it encrypts your password before store in system. So you need to set a new password while you forgot previous.

Some common issue regarding password:

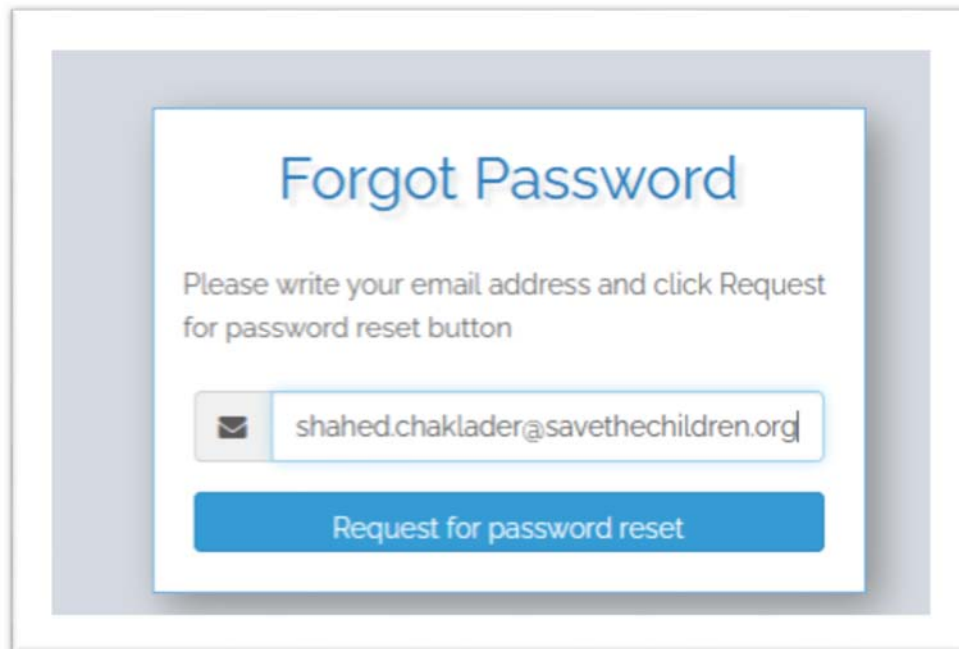
1. Password cannot be less than 6 characters long.
2. Password should contain alphabet (A-Z) in upper and lower case combination
3. Password should contain numbers and special characters (!@#%^&*()_) but not mandatory
4. **Please do not put blank space (Space bar) in password**

How to reset password.

1. Go to the login page. <http://monitoring.mamoni.info/login>
2. Click on Forgot Password? Link. You will be redirected to Forgot Password page.

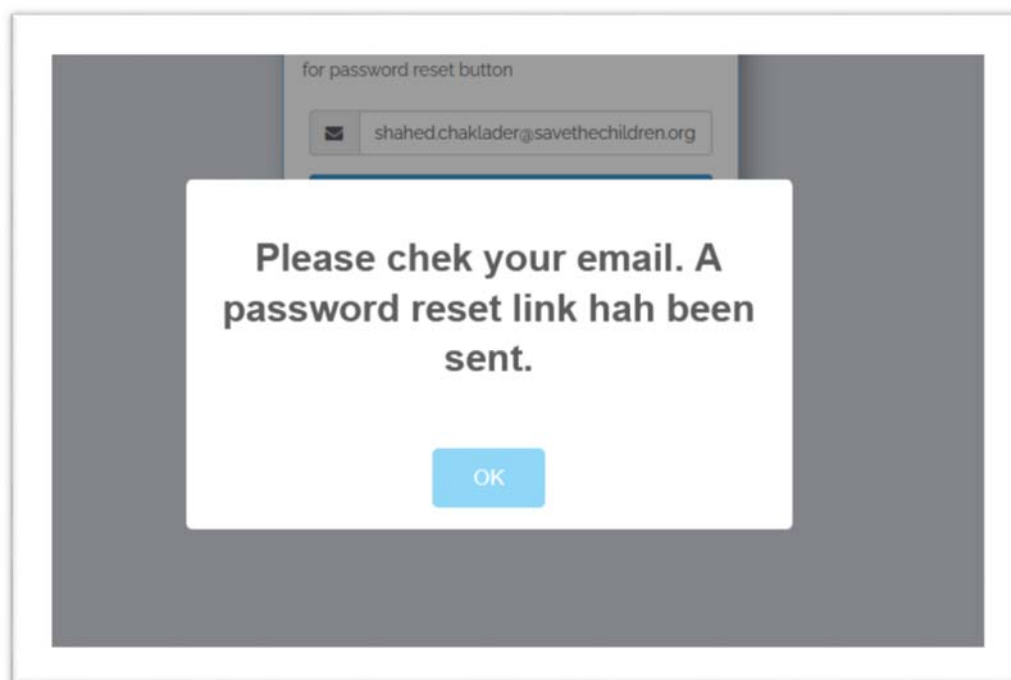


3. In this page write down you email address, which is being used when you register this system. If you can't remember of you are a new user who is not register yet, please contact system Admin (shahed.chaklader@savethechildren.org)



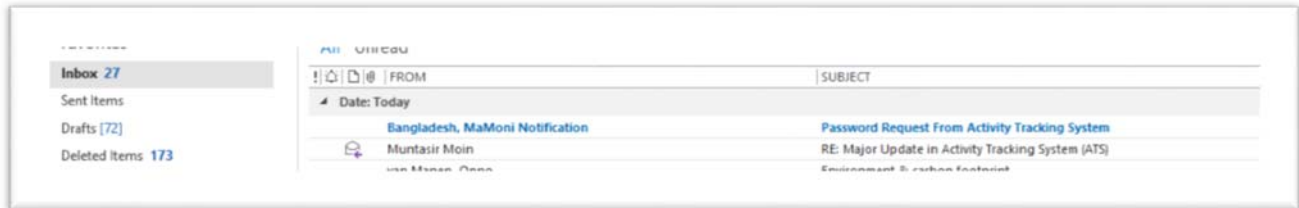
The screenshot shows a web form titled "Forgot Password" in a blue serif font. Below the title, there is a grey instruction text: "Please write your email address and click Request for password reset button". A text input field with a light blue border contains the email address "shahed.chaklader@savethechildren.org" and a small envelope icon on the left. Below the input field is a solid blue button with the text "Request for password reset" in white.

4. Now, put your email address and click on "Request for password reset" button. An email will be sent to your address if registered. If not, you will get a message, that will say your email is not found/registered. Please contact to system admin.

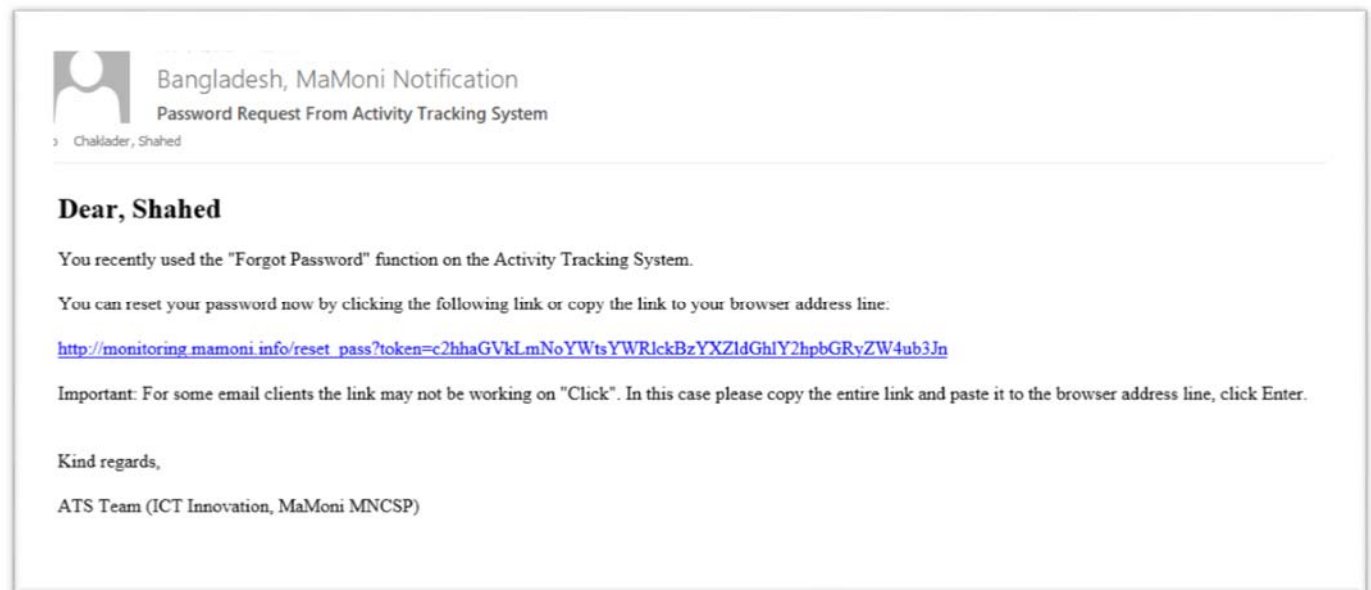


5. An email will be sent to your address. Check your inbox and spam also. It can be stored in spam folder also.

6. Remember: All communication will be established using mamoninotification.bangladesh@savethechildren.org email address. Please do not trust other address or contact system admin.

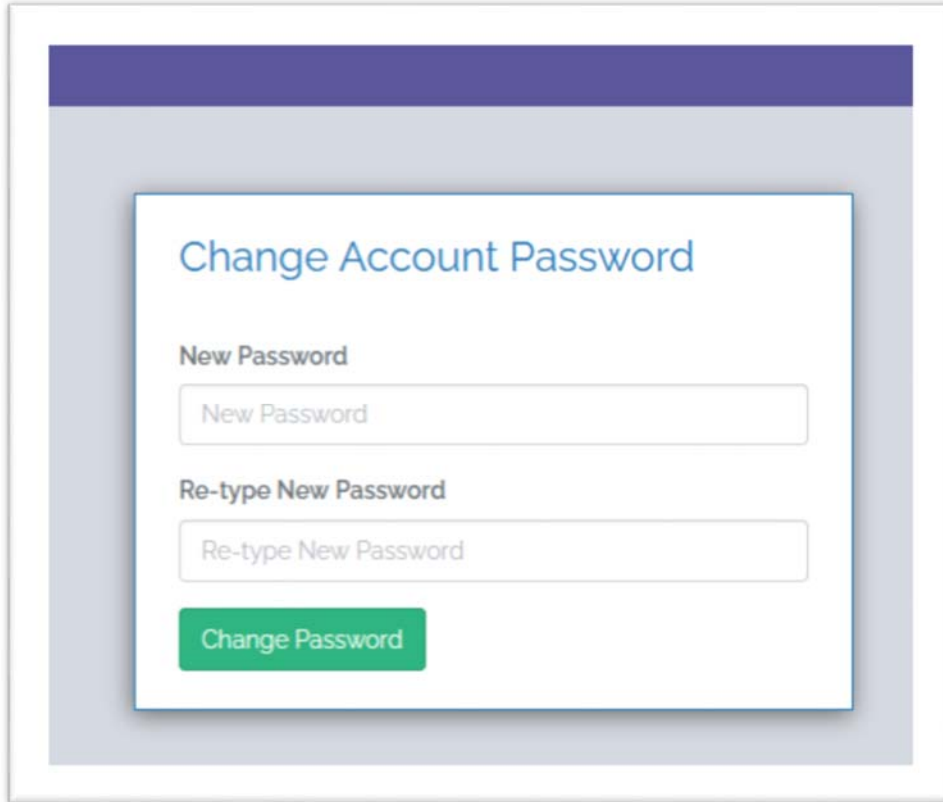


7. Click on the mail and open detail. You will find a link click on it or copy paste the link your browser address bar and press enter.



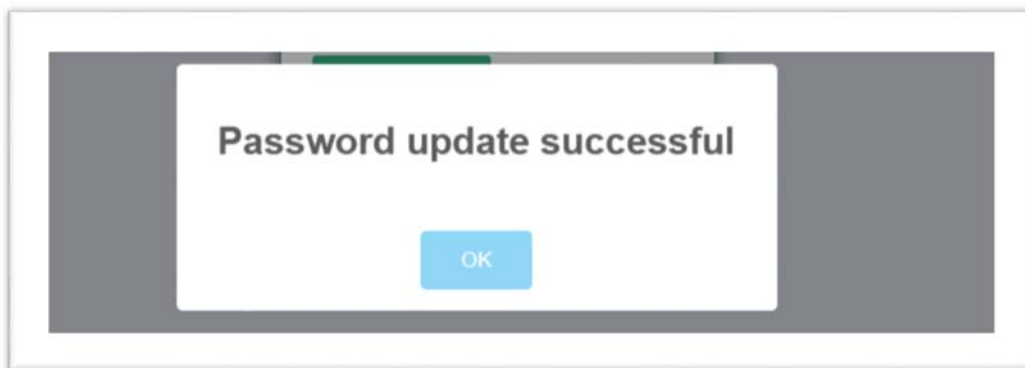
8. You will be redirected to another page for setup your new password.
- Remember: This page will expire after you reset your password or 24 hours.
 - You may need to request again if it past 24 hours or you forgot your password again.

9. Now Put your new password twice and click button.



The image shows a web form titled "Change Account Password". It has a white background with a blue border. At the top, there is a blue header bar. Below the title, there are two input fields: "New Password" and "Re-type New Password". Both fields have placeholder text "New Password" and "Re-type New Password" respectively. Below the input fields is a green button labeled "Change Password".

If everything is fine. Your password will reset and you will get notified and another success mail will send to your address.



The image shows a success message box. It has a white background with a gray border. The text "Password update successful" is displayed in a bold, black font. Below the text is a blue button labeled "OK".

Password changed successfully confirmation mail.

